



REGGIO DI CALABRIA

Change of indicators from the second last to the last value



Improvement



No changes



Deterioration

Taxable income (€)

What is the average taxable income per inhabitant?

2019 2020



2020 18,657.44

2019 18,648.24

2018 18,655.64

2017 18,188.71


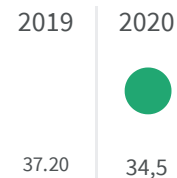
2016 18,224.67

Legend

REGGIO DI CALABRIA

Youth not in employment, education or training (NEET) (%)

What is the percentage of youth aged 15-29 who are not in employment, in education or training on the total of the youth aged 15-29?




Legend

REGGIO DI CALABRIA

Early school leavers from the educational and training system (%)

What is the percentage of people aged 18-24 that have only completed the secondary school and are not enrolled in a training program on the total of the people aged 18-24?

2011



Legend

REGGIO DI CALABRIA

8.53