



## REGGIO DI CALABRIA

Change of indicators from the second last to the last value



Improvement



No changes



Deterioration

**Water loss (%)**

What is the percentage of water lost on the total amount of water put into the network?

2018 | 2020



47.90 | 47.60

**Legend**

REGGIO DI CALABRIA


**Urban waste-water treatment (%)**

What is the percentage of the population connected to urban waste-water treatments?

2015 | 2016




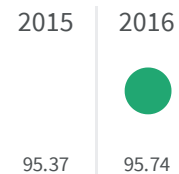
95.37 | 95.74

**Legend**

REGGIO DI CALABRIA

## Urban waste-water sewerage (%)

What is the percentage of the population served by urban waste-water sewerage?



### Legend

REGGIO DI CALABRIA