



Change of indicators from the second last to the last value



Improvement



No changes




Deterioration

## Under 3 year olds in early childhood education and care services (%)

2013

What is the percentage of children under 3 years who are looked after in day-care facilities?

0.53

2013  | 0.53

### Legend


 REGGIO DI CALABRIA

## Literacy skill of students (Score)

2014

What is the score the students of the second grade upper secondary school have obtained in literacy skills?

183.13

2014  | 183.13

### Legend


 REGGIO DI CALABRIA

2014

### Numerical skill of students (Score)

What is the score the students of the second grade upper secondary school have obtained in numerical skills?

185.33

2014  185.33

#### Legend


 REGGIO DI CALABRIA

2011

### Lower secondary completion rate (%)

What is the percentage of students who have obtained e certificate of lower secondary school completion on the total of the population?

69.80

2011  69.80

#### Legend


 REGGIO DI CALABRIA

2011

### Early childhood educational facilities (%)

What is the percentage of the population 0-16 who is registered at a day-care facility, baby-parking, pre-school, first grade or a regular course of study on the total of the population 0-16?

86.66

2011  86.66

#### Legend

 REGGIO DI CALABRIA