



Change of indicators from the second last to the last value



Improvement



No changes



Deterioration

Water loss (%)

What is the percentage of water lost on the total amount of water put into the network?

2019 | 2020



24.00 | 24.10

**Legend**

RAVENNA


Urban waste-water treatment (%)

What is the percentage of the population connected to urban waste-water treatments?

2015 | 2016




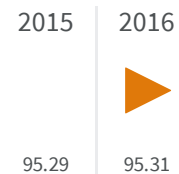
95.13 | 95.22

**Legend**

RAVENNA

Urban waste-water sewerage (%)

What is the percentage of the population served by urban waste-water sewerage?



Legend

RAVENNA