



Change of indicators from the second last to the last value



Improvement



No changes




Deterioration

### Gender employment gap (%)

What is the difference between the percentage of working men and the percentage of working women?

2020 2021

13.70 14.28



#### Legend


RAVENNA

### Educational level of women (%)

What is the percentage of women graduates on the total of the graduates?

2011

30.07



#### Legend


RAVENNA

2017

**Women enrolled in the university (%)**

What is the percentage of women enrolled in university on the total of the students?

56.22



**Legend**

RAVENNA