



Change of indicators from the second last to the last value



Improvement



No changes



Deterioration

Life expectancy at birth (Years)

How many years a new-born child can expect to live if subjected throughout his or her life to the current mortality conditions?

2020 | 2021

83.279 | 83.076



2021	83.076
2020	83.279
2019	83.576
2018	83.841
2017	83.47


Legend

RAVENNA

Life expectancy at 65 years (Years)

How many years a person aged 65 can expect to live if subjected throughout his or her life to the current mortality conditions?

2020 | 2021
20.8 | 20.8




Legend

RAVENNA

Deaths and injuries in road accidents (Number)

How many deaths or injuries in road accidents occurred per 1000 inhabitants?

2017 | 2019
6.7 | 6.6

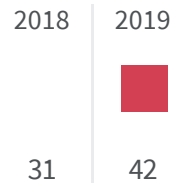


Legend

RAVENNA

Deaths for suicide and intentional self-harm (Number)

What is the total number of deaths caused by suicide and intentional self-harm based on the territory of residence?


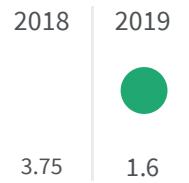


Legend

RAVENNA

Infant mortality rate (Number)

What is the total number of deaths of children under one year of age, expressed per 1000 live births?



Legend

RAVENNA