



Change of indicators from the second last to the last value



Improvement



No changes




Deterioration

Under 3 year olds in early childhood education and care services (%)

2013

What is the percentage of children under 3 years who are looked after in day-care facilities?

9.32

2013  | 9.32

Legend


 RAGUSA

Literacy skill of students (Score)

2014

What is the score the students of the second grade upper secondary school have obtained in literacy skills?

184.09

2014  | 184.09

Legend


 RAGUSA

2014

Numerical skill of students (Score)

What is the score the students of the second grade upper secondary school have obtained in numerical skills?

179.11

2014  | 179.11

Legend


 RAGUSA

2011

Lower secondary completion rate (%)

What is the percentage of students who have obtained e certificate of lower secondary school completion on the total of the population?

60.77

2011  | 60.77

Legend


 RAGUSA

2011

Early childhood educational facilities (%)

What is the percentage of the population 0-16 who is registered at a day-care facility, baby-parking, pre-school, first grade or a regular course of study on the total of the population 0-16?

85.09

2011  | 85.09

Legend

 RAGUSA