



Change of indicators from the second last to the last value



Improvement



No changes



Deterioration

## Life expectancy at birth (Years)

How many years a new-born child can expect to live if subjected throughout his or her life to the current mortality conditions?

2020 | 2021

82.013 | 82.067




### Legend

■ RAGUSA

## Life expectancy at 65 years (Years)

How many years a person aged 65 can expect to live if subjected throughout his or her life to the current mortality conditions?

2020 | 2021  
19.8 | 20.3




### Legend

RAGUSA

## Deaths and injuries in road accidents (Number)

How many deaths or injuries in road accidents occurred per 1000 inhabitants?

2017 | 2019  
5.1 | 4.5



### Legend

RAGUSA

## Deaths for suicide and intentional self-harm (Number)

2018 | 2019

What is the total number of deaths caused by suicide and intentional self-harm based on the territory of residence?

16 | 16



### Legend


■ RAGUSA

## Infant mortality rate (Number)

2018 | 2019

What is the total number of deaths of children under one year of age, expressed per 1000 live births?

5.14 | 3.82



### Legend

■ RAGUSA