



Change of indicators from the second last to the last value



Improvement



No changes



Deterioration

Life expectancy at birth (Years)

How many years a new-born child can expect to live if subjected throughout his or her life to the current mortality conditions?

2020 | 2021



83.345 | 82.548



Legend

PRATO

Life expectancy at 65 years (Years)

How many years a person aged 65 can expect to live if subjected throughout his or her life to the current mortality conditions?

2020 | 2021
20.9 | 20.1




Legend

PRATO

Deaths and injuries in road accidents (Number)

How many deaths or injuries in road accidents occurred per 1000 inhabitants?

2017 | 2019
6.2 | 6.0




Legend

PRATO

Deaths for suicide and intentional self-harm (Number)

What is the total number of deaths caused by suicide and intentional self-harm based on the territory of residence?

2018	2019
17	20




Legend

PRATO

Infant mortality rate (Number)

What is the total number of deaths of children under one year of age, expressed per 1000 live births?

2018	2019
0.54	0.57



Legend

PRATO