



Change of indicators from the second last to the last value



Improvement



No changes



Deterioration

Life expectancy at birth (Years)

How many years a new-born child can expect to live if subjected throughout his or her life to the current mortality conditions?

2020 | 2021

82.128 | 81.813




Legend

POTENZA

Life expectancy at 65 years (Years)

How many years a person aged 65 can expect to live if subjected throughout his or her life to the current mortality conditions?

2020 | 2021
20.3 | 20.2




Legend

POTENZA

Deaths and injuries in road accidents (Number)

How many deaths or injuries in road accidents occurred per 1000 inhabitants?

2017 | 2019
3.9 | 4.2



Legend

POTENZA

Deaths for suicide and intentional self-harm (Number)

2018 | 2019

What is the total number of deaths caused by suicide and intentional self-harm based on the territory of residence?

27 | 26



Legend


POTENZA

Infant mortality rate (Number)

2018 | 2019

What is the total number of deaths of children under one year of age, expressed per 1000 live births?

4.28 | 4.71



Legend

POTENZA