



# PORDENONE

Change of indicators from the second last to the last value



Improvement



No changes



Deterioration

## Water loss (%)

What is the percentage of water lost on the total amount of water put into the network?

2019 | 2020  
11.30 | 14.30




### Legend

■ PORDENONE

## Urban waste-water treatment (%)

What is the percentage of the population connected to urban waste-water treatments?

2015 | 2016  
61.53 | 75.98


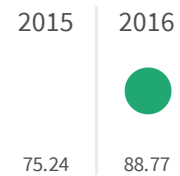


### Legend

■ PORDENONE

## Urban waste-water sewerage (%)

What is the percentage of the population served by urban waste-water sewerage?



### Legend

■ PORDENONE