



Change of indicators from the second last to the last value



Improvement



No changes



Deterioration

Life expectancy at birth (Years)

How many years a new-born child can expect to live if subjected throughout his or her life to the current mortality conditions?

2020 | 2021

83.517 | 82.884



Legend

■ PISTOIA

Life expectancy at 65 years (Years)

How many years a person aged 65 can expect to live if subjected throughout his or her life to the current mortality conditions?

2020 | 2021
20.8 | 20.5




Legend

PISTOIA

Deaths and injuries in road accidents (Number)

How many deaths or injuries in road accidents occurred per 1000 inhabitants?

2017 | 2019
5.4 | 5.2



Legend


PISTOIA

Deaths for suicide and intentional self-harm (Number)

2018 | 2019

What is the total number of deaths caused by suicide and intentional self-harm based on the territory of residence?

21 | 19



Legend


■ PISTOIA

Infant mortality rate (Number)

2018 | 2019

What is the total number of deaths of children under one year of age, expressed per 1000 live births?

2.45 | 0.55



Legend

■ PISTOIA