



Change of indicators from the second last to the last value



Improvement



No changes




Deterioration

ECOLABEL licences (%)

2017

What is the percentage of companies marked by an Ecolabel licence on the total of the companies?

30.45

2017  30.45

Legend

 PISTOIA

Urban green (m2)


2019


2020


How many square meters per inhabitant are there of accessible green areas?


21.1


21.2

2020  21.2

2019  21.1

2018  21.1

2017  21.2

2016  20.1

Legend

 PISTOIA