



Change of indicators from the second last to the last value



Improvement



No changes



Deterioration

## Taxable income (€)

What is the average taxable income per inhabitant?

2019 2020




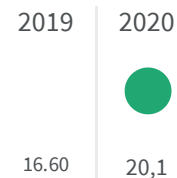
2020	23,750.22
2019	23,932.11
2018	24,173.13
2017	23,621.18
2016	23,657.87

### Legend

 PISA

## Youth not in employment, education or training (NEET) (%)

What is the percentage of youth aged 15-29 who are not in employment, in education or training on the total of the youth aged 15-29?




### Legend

 PISA

## Early school leavers from the educational and training system (%)

What is the percentage of people aged 18-24 that have only completed the secondary school and are not enrolled in a training program on the total of the people aged 18-24?

2011



### Legend

 PISA