



Change of indicators from the second last to the last value



Improvement



No changes




Deterioration

Water loss (%)

What is the percentage of water lost on the total amount of water put into the network?

2019 | 2020

22.50 | 18.90

**Legend**


PIACENZA

Urban waste-water treatment (%)

What is the percentage of the population connected to urban waste-water treatments?

2015 | 2016


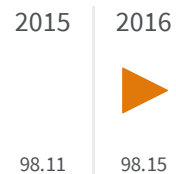
98.14 | 98.17

**Legend**

PIACENZA

Urban waste-water sewerage (%)

What is the percentage of the population served by urban waste-water sewerage?



Legend

PIACENZA