



Change of indicators from the second last to the last value



Improvement



No changes




Deterioration

### Gender employment gap (%)

What is the difference between the percentage of working men and the percentage of working women?

2020 | 2021  
13.10 | 13.67



**Legend**


PAVIA

### Educational level of women (%)

What is the percentage of women graduates on the total of the graduates?

2011

58.28



**Legend**


PAVIA

2017

### Women enrolled in the university (%)

What is the percentage of women enrolled in university on the total of the students?

51.73

2017  51.73

**Legend**

 PAVIA