



Change of indicators from the second last to the last value



Improvement



No changes




Deterioration

### ECOLABEL licences (%)

2017

What is the percentage of companies marked by an Ecolabel licence on the total of the companies?

24.58

2017  24.58

#### Legend

 PARMA

### Urban green (m2)


2019


2020


How many square meters per inhabitant are there of accessible green areas?


96.2


96.8

2020  96.8

2019  96.2

2018  96.9

2017  96.8

2016  97.1

#### Legend

 PARMA