



Change of indicators from the second last to the last value



Improvement




No changes




Deterioration

### Gender employment gap (%)

What is the difference between the percentage of working men and the percentage of working women?

2020	2021
	
21.03	17.08




**Legend**

 PADOVA

### Educational level of women (%)

What is the percentage of women graduates on the total of the graduates?

2011



48.35

**Legend**


 PADOVA

2017

### Women enrolled in the university (%)

What is the percentage of women enrolled in university on the total of the students?

50.82

2017  50.82

#### Legend

 PADOVA