



Change of indicators from the second last to the last value



Improvement



No changes



Deterioration


Water loss (%)

What is the percentage of water lost on the total amount of water put into the network?

2019 2020



52.80 53.40

**Legend**

ORISTANO


Urban waste-water treatment (%)

What is the percentage of the population connected to urban waste-water treatments?

2015 2016




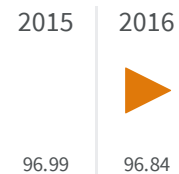
96.99 96.84

**Legend**

ORISTANO

Urban waste-water sewerage (%)

What is the percentage of the population served by urban waste-water sewerage?



Legend

ORISTANO