



Change of indicators from the second last to the last value



Improvement




No changes




Deterioration

Voter turnout (%)

What is the percentage of the population who voted at the political elections in 2018?

2013	2018
	
70.41	68.04





Legend

 ORISTANO

Efficiency of the courts (Days)

What is the average duration in number of days of the defined civil proceedings in that year?

2020	2021
	
843.00	773



Legend

 ORISTANO