



Change of indicators from the second last to the last value



Improvement



No changes



Deterioration

## Taxable income (€)

What is the average taxable income per inhabitant?

2019

2020




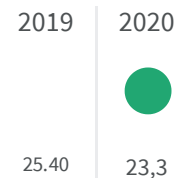
2020	19,606.79
2019	19,573.53
2018	19,688.13
2017	19,314.73
2016	19,460.58

### Legend

 NUORO

## Youth not in employment, education or training (NEET) (%)

What is the percentage of youth aged 15-29 who are not in employment, in education or training on the total of the youth aged 15-29?




### Legend

■ NUORO

## Early school leavers from the educational and training system (%)

What is the percentage of people aged 18-24 that have only completed the secondary school and are not enrolled in a training program on the total of the people aged 18-24?

2011



### Legend

■ NUORO