



Change of indicators from the second last to the last value



Improvement



No changes




Deterioration

Water loss (%)

What is the percentage of water lost on the total amount of water put into the network?

2019 | 2020

65.50 | 52.00

**Legend**

| NUORO

Urban waste-water treatment (%)

What is the percentage of the population connected to urban waste-water treatments?

2015 | 2016

100.00 | 100.00


**Legend**


| NUORO

Urban waste-water sewerage (%)

What is the percentage of the population served by urban waste-water sewerage?



2016  100

2015  100

Legend

 NUORO