



Change of indicators from the second last to the last value



Improvement



No changes



Deterioration

Separate waste collection (%)

What is the percentage of the separately waste collected on the total amount of urban waste produced?

| 2019 | 2020 |
|------|------|
| 74.6 | 77 |



Legend

■ NUORO

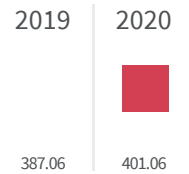
Urban waste production (Kg)

How many kg of urban waste are produced every year per inhabitant?




Legend

■ NUORO



Residential waste collection (%)

What is the percentage of the population served by the residential waste collection on the total of the population?




Legend

■ NUORO



Ecological areas / Recycling points (m2)

How many square meters per 100.000 inhabitants are designed for ecological islands?



Legend

■ NUORO

2015


9.68

2017

ECOLABEL licences (%)

What is the percentage of companies marked by an Ecolabel licence on the total of the companies?

35.79

2017  35.79

Legend

 NUORO