



Change of indicators from the second last to the last value



Improvement



No changes




Deterioration

Water loss (%)

What is the percentage of water lost on the total amount of water put into the network?

2019 | 2020
12.80 | 15.50




Legend

MONZA

Urban waste-water treatment (%)

What is the percentage of the population connected to urban waste-water treatments?

2015 | 2016
100.00 | 100.00




Legend

MONZA

Urban waste-water sewerage (%)

What is the percentage of the population served by urban waste-water sewerage?



Legend

MONZA