



Change of indicators from the second last to the last value



Improvement



No changes



Deterioration

Life expectancy at birth (Years)

How many years a new-born child can expect to live if subjected throughout his or her life to the current mortality conditions?

2020

2021

82.52

83.831


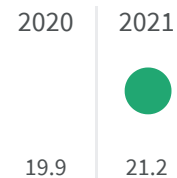


Legend

MONZA

Life expectancy at 65 years (Years)

How many years a person aged 65 can expect to live if subjected throughout his or her life to the current mortality conditions?


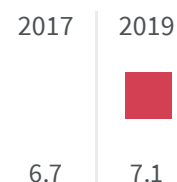


Legend

MONZA

Deaths and injuries in road accidents (Number)

How many deaths or injuries in road accidents occurred per 1000 inhabitants?




Legend

MONZA

Deaths for suicide and intentional self-harm (Number)

What is the total number of deaths caused by suicide and intentional self-harm based on the territory of residence?

	2018	2019
	36	59




Legend

MONZA

Infant mortality rate (Number)

What is the total number of deaths of children under one year of age, expressed per 1000 live births?

	2018	2019
	1.81	0.94



Legend

MONZA