



Change of indicators from the second last to the last value



Improvement



No changes



Deterioration

## Life expectancy at birth (Years)

How many years a new-born child can expect to live if subjected throughout his or her life to the current mortality conditions?

2020 | 2021

83.075 | 83.271




### Legend

MODENA

## Life expectancy at 65 years (Years)

How many years a person aged 65 can expect to live if subjected throughout his or her life to the current mortality conditions?

2020 | 2021  
20.6 | 21.0




### Legend

MODENA

## Deaths and injuries in road accidents (Number)

How many deaths or injuries in road accidents occurred per 1000 inhabitants?

2017 | 2019  
8.1 | 6.8




### Legend

MODENA

## Deaths for suicide and intentional self-harm (Number)

What is the total number of deaths caused by suicide and intentional self-harm based on the territory of residence?

2018	2019
39	59




### Legend

MODENA

## Infant mortality rate (Number)

What is the total number of deaths of children under one year of age, expressed per 1000 live births?

2018	2019
2.36	3.74



### Legend

MODENA