



Change of indicators from the second last to the last value



Improvement



No changes



Deterioration

Separate waste collection (%)

What is the percentage of the separately waste collected on the total amount of urban waste produced?

2019	2020
64.3	63.3

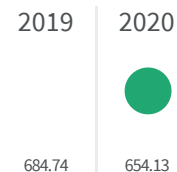


Legend

MODENA

Urban waste production (Kg)

How many kg of urban waste are produced every year per inhabitant?




Legend

MODENA

Residential waste collection (%)

What is the percentage of the population served by the residential waste collection on the total of the population?




Legend

MODENA

Ecological areas / Recycling points (m2)

How many square meters per 100.000 inhabitants are designed for ecological islands?

2015



85.61

Legend

MODENA