



Change of indicators from the second last to the last value



Improvement



No changes



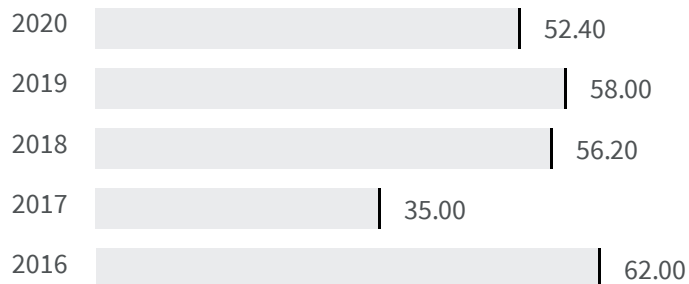
Deterioration

**Water loss (%)**

What is the percentage of water lost on the total amount of water put into the network?

2019 2020

58.00 52.40

**Legend**


MESSINA

**Urban waste-water treatment (%)**

What is the percentage of the population connected to urban waste-water treatments?

2015 2016


91.89 92.55

**Legend**

MESSINA

## Urban waste-water sewerage (%)

What is the percentage of the population served by urban waste-water sewerage?



### Legend

MESSINA

