



Change of indicators from the second last to the last value



Improvement



No changes



Deterioration

## Life expectancy at birth (Years)

How many years a new-born child can expect to live if subjected throughout his or her life to the current mortality conditions?

2020 2021



82.709 82.746


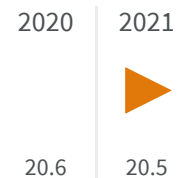


### Legend

MATERA

## Life expectancy at 65 years (Years)

How many years a person aged 65 can expect to live if subjected throughout his or her life to the current mortality conditions?


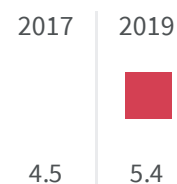


### Legend

MATERA

## Deaths and injuries in road accidents (Number)

How many deaths or injuries in road accidents occurred per 1000 inhabitants?



### Legend

MATERA

## Deaths for suicide and intentional self-harm (Number)

What is the total number of deaths caused by suicide and intentional self-harm based on the territory of residence?

|  | 2018 | 2019 |
|--|------|------|
|  | 14   | 16   |




### Legend

MATERA

## Infant mortality rate (Number)

What is the total number of deaths of children under one year of age, expressed per 1000 live births?

|  | 2018 | 2019 |
|--|------|------|
|  | 3.62 | 1.5  |



### Legend

MATERA