



Change of indicators from the second last to the last value



Improvement



No changes




Deterioration

## Separate waste collection (%)

What is the percentage of the separately waste collected on the total amount of urban waste produced?

2019	2020
23.6	34.4


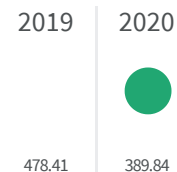


### Legend

MATERA

## Urban waste production (Kg)

How many kg of urban waste are produced every year per inhabitant?




### Legend

MATERA

## Residential waste collection (%)

What is the percentage of the population served by the residential waste collection on the total of the population?




### Legend

MATERA

## Ecological areas / Recycling points (m2)

How many square meters per 100.000 inhabitants are designed for ecological islands?

2015



82.67

### Legend

MATERA