



Change of indicators from the second last to the last value



Improvement




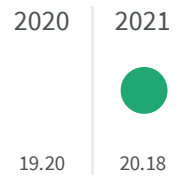
No changes



Deterioration

### Gender employment gap (%)

What is the difference between the percentage of working men and the percentage of working women?



**Legend**


MANTOVA

### Educational level of women (%)

What is the percentage of women graduates on the total of the graduates?

2011

36.77



**Legend**


MANTOVA

2017

### Women enrolled in the university (%)

What is the percentage of women enrolled in university on the total of the students?

55.15

2017  55.15

#### Legend

 MANTOVA