



Change of indicators from the second last to the last value



Improvement



No changes




Deterioration

ECOLABEL licences (%)

2017

What is the percentage of companies marked by an Ecolabel licence on the total of the companies?






30.24

2017  30.24**Legend** LUCCA**Urban green (m2)**

2019 2020

How many square meters per inhabitant are there of accessible green areas?

17.4 17.3

2020  17.32019  17.42018  17.42017  17.52016  17.5**Legend** LUCCA