






Change of indicators from the second last to the last value

 Improvement


 No changes


 Deterioration

CO2 emissions (Tonnes)

What is the amount of equivalent CO2 in tonnes emitted per inhabitant?

2017 | 2019
7.91 | 7.43





Legend
 LODI

Flood risk (%)

What is the percentage of the population exposed to flood risks on the total population?

2018 | 2020
10.3 | 7.6

Legend
 LODI