



Change of indicators from the second last to the last value



Improvement



No changes




Deterioration

Separate waste collection (%)

What is the percentage of the separately waste collected on the total amount of urban waste produced?

2019	2020
73.3	76



Legend

LODI

Urban waste production (Kg)

How many kg of urban waste are produced every year per inhabitant?




Legend

LODI

Residential waste collection (%)

What is the percentage of the population served by the residential waste collection on the total of the population?



Legend


LODI

Ecological areas / Recycling points (m2)

How many square meters per 100.000 inhabitants are designed for ecological islands?

2015

68.44



Legend


LODI

2017

ECOLABEL licences (%)

What is the percentage of companies marked by an Ecolabel licence on the total of the companies?

30.93

2017  30.93

Legend

 LODI