



Change of indicators from the second last to the last value



Improvement



No changes



Deterioration

### Water loss (%)

What is the percentage of water lost on the total amount of water put into the network?

2019 2020

33.20 36.10



#### Legend


LECCO

### Urban waste-water treatment (%)

What is the percentage of the population connected to urban waste-water treatments?

2015 2016

100.00 100.00




#### Legend


LECCO

## Urban waste-water sewerage (%)

What is the percentage of the population served by urban waste-water sewerage?



2016  100

2015  100

### Legend

 LECCO