



Change of indicators from the second last to the last value



Improvement



No changes



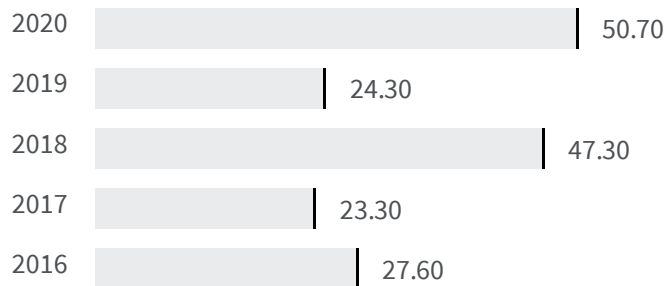
Deterioration

**Water loss (%)**

What is the percentage of water lost on the total amount of water put into the network?

2019 | 2020

24.30 | 50.70

**Legend**


| L'AQUILA

**Urban waste-water treatment (%)**

What is the percentage of the population connected to urban waste-water treatments?

2015 | 2016


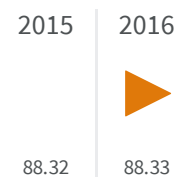
85.77 | 88.26

**Legend**

| L'AQUILA

## Urban waste-water sewerage (%)

What is the percentage of the population served by urban waste-water sewerage?



### Legend

 L'AQUILA