



Change of indicators from the second last to the last value



Improvement



No changes




Deterioration

Separate waste collection (%)

What is the percentage of the separately waste collected on the total amount of urban waste produced?

2019	2020
36.7	9.2



Legend

■ L'AQUILA

Urban waste production (Kg)

How many kg of urban waste are produced every year per inhabitant?



Legend

L'AQUILA


2019 2020

498.28 491.28



Residential waste collection (%)

What is the percentage of the population served by the residential waste collection on the total of the population?



Legend

L'AQUILA

2018 2019

57.6 57.4



Ecological areas / Recycling points (m2)

How many square meters per 100.000 inhabitants are designed for ecological islands?


There are no data available yet!

2017

ECOLABEL licences (%)

What is the percentage of companies marked by an Ecolabel licence on the total of the companies?

28.77

2017  28.77

Legend

 L'AQUILA