



Change of indicators from the second last to the last value



Improvement




No changes




Deterioration

Voter turnout (%)

What is the percentage of the population who voted at the political elections in 2018?

| | |
|-------|---|
| 2013 | 2018 |
| |  |
| 78.11 | 76.23 |




Legend

 GROSSETO

Efficiency of the courts (Days)

What is the average duration in number of days of the defined civil proceedings in that year?

| | |
|---------|---|
| 2020 | 2021 |
| |  |
| 1307.00 | 1142 |



Legend

 GROSSETO