



Change of indicators from the second last to the last value



Improvement



No changes




Deterioration

### Under 3 year olds in early childhood education and care services (%)

2013

What is the percentage of children under 3 years who are looked after in day-care facilities?

25.25

2013  25.25

**Legend**


 GORIZIA

### Literacy skill of students (Score)

2014

What is the score the students of the second grade upper secondary school have obtained in literacy skills?

200.68

2014  200.68

**Legend**


 GORIZIA

2014

### Numerical skill of students (Score)

What is the score the students of the second grade upper secondary school have obtained in numerical skills?

205.72

2014  205.72

#### Legend


 GORIZIA

2011

### Lower secondary completion rate (%)

What is the percentage of students who have obtained e certificate of lower secondary school completion on the total of the population?

69.75

2011  69.75

#### Legend


 GORIZIA

2011

### Early childhood educational facilities (%)

What is the percentage of the population 0-16 who is registered at a day-care facility, baby-parking, pre-school, first grade or a regular course of study on the total of the population 0-16?

86.02

2011  86.02

#### Legend

 GORIZIA