



Change of indicators from the second last to the last value



Improvement



No changes



Deterioration

## Taxable income (€)

What is the average taxable income per inhabitant?

2019 2020




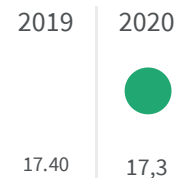
2020	21,786.86
2019	22,130.56
2018	22,230.21
2017	21,943.67
2016	22,152.69

### Legend

GENOVA

## Youth not in employment, education or training (NEET) (%)

What is the percentage of youth aged 15-29 who are not in employment, in education or training on the total of the youth aged 15-29?




### Legend

GENOVA

## Early school leavers from the educational and training system (%)

What is the percentage of people aged 18-24 that have only completed the secondary school and are not enrolled in a training program on the total of the people aged 18-24?

2011



### Legend

GENOVA