



Change of indicators from the second last to the last value



Improvement




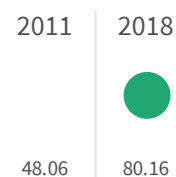
No changes



Deterioration

### Internet access (%)

What is the percentage of families with a potential internet connection of at least 30 Mbps?



**Legend**


■ FORLÌ

### Social cooperatives (Number)

How many social cooperatives are there per 10.000 inhabitants?

2011

2.92



**Legend**

■ FORLÌ