



Change of indicators from the second last to the last value



Improvement



No changes




Deterioration

### Water loss (%)

What is the percentage of water lost on the total amount of water put into the network?

2019 | 2020  
33.70 | 35.00




#### Legend

FOGGIA

### Urban waste-water treatment (%)

What is the percentage of the population connected to urban waste-water treatments?

2015 | 2016  
98.00 | 98.32




#### Legend

FOGGIA

## Urban waste-water sewerage (%)

What is the percentage of the population served by urban waste-water sewerage?



### Legend

FOGGIA

