



Change of indicators from the second last to the last value



Improvement




No changes



Deterioration

ECOLABEL licences (%)

What is the percentage of companies marked by an Ecolabel licence on the total of the companies?

2017  23.40

Legend


 FIRENZE


2017


23.40


Urban green (m2)


How many square meters per inhabitant are there of accessible green areas?

2020  24.3

2019  24.3

2018  24.1

2017  23.8

2016  23.7

Legend

 FIRENZE

2019

2020



24.3

24.3