



Change of indicators from the second last to the last value



Improvement



No changes

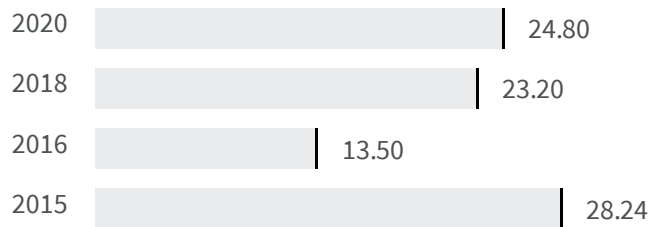


Deterioration

### Water loss (%)

What is the percentage of water lost on the total amount of water put into the network?

2018 | 2020  
23.20 | 24.80




#### Legend

FERMO

### Urban waste-water treatment (%)

What is the percentage of the population connected to urban waste-water treatments?

2015 | 2016  
58.68 | 59.19


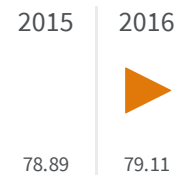


#### Legend

FERMO

## Urban waste-water sewerage (%)

What is the percentage of the population served by urban waste-water sewerage?



### Legend

FERMO