



Change of indicators from the second last to the last value



Improvement



No changes




Deterioration

Separate waste collection (%)

2016

What is the percentage of the separately waste collected on the total amount of urban waste produced?

52.7



Legend

FERMO

Urban waste production (Kg)

2019

2020

How many kg of urban waste are produced every year per inhabitant?

514.92

519.82



Legend

FERMO


Residential waste collection (%)

What is the percentage of the population served by the residential waste collection on the total of the population?

There are no data available yet!

Ecological areas / Recycling points (m2)

How many square meters per 100.000 inhabitants are designed for ecological islands?

2015  132.66

Legend


 FERMO

2015

132.66

ECOLABEL licences (%)

What is the percentage of companies marked by an Ecolabel licence on the total of the companies?

2017  29.23

Legend

 FERMO

2017

29.23