



Change of indicators from the second last to the last value



Improvement




No changes




Deterioration

### Voter turnout (%)

What is the percentage of the population who voted at the political elections in 2018?

2013	2018
	
78.81	75.37





**Legend**

 CUNEO

### Efficiency of the courts (Days)

What is the average duration in number of days of the defined civil proceedings in that year?

2020	2021
	
544.00	512



**Legend**

 CUNEO