



Change of indicators from the second last to the last value



Improvement



No changes




Deterioration

ECOLABEL licences (%)

2017

What is the percentage of companies marked by an Ecolabel licence on the total of the companies?

32.27

2017  32.27

Legend


 CUNEO


Urban green (m2)


2019 2020


How many square meters per inhabitant are there of accessible green areas?


33.7 33.8

2020  33.8

2019  33.7

2018  33.7

2017  33.6

2016  33.7

Legend

 CUNEO