



Change of indicators from the second last to the last value



Improvement



No changes




Deterioration

**Under 3 year olds in early childhood education and care services (%)**

2013

What is the percentage of children under 3 years who are looked after in day-care facilities?


18.85

2013  18.85**Legend** CREMONA**Literacy skill of students (Score)**

2014

What is the score the students of the second grade upper secondary school have obtained in literacy skills?

193.22


2014  193.22**Legend** CREMONA

2014

### Numerical skill of students (Score)

What is the score the students of the second grade upper secondary school have obtained in numerical skills?

202.66

2014  202.66

#### Legend


 CREMONA

2011

### Lower secondary completion rate (%)

What is the percentage of students who have obtained e certificate of lower secondary school completion on the total of the population?

70.67

2011  70.67

#### Legend


 CREMONA

2011

### Early childhood educational facilities (%)

What is the percentage of the population 0-16 who is registered at a day-care facility, baby-parking, pre-school, first grade or a regular course of study on the total of the population 0-16?

85.37

2011  85.37

#### Legend

 CREMONA