



Change of indicators from the second last to the last value



Improvement



No changes




Deterioration

### ECOLABEL licences (%)

What is the percentage of companies marked by an Ecolabel licence on the total of the companies?

2017

29.82

2017  29.82

#### Legend

 CREMONA

### Urban green (m2)


How many square meters per inhabitant are there of accessible green areas?


2019


2020


31.6


31.3

2020  31.3

2019  31.6

2018  31.7

2017  31.8

2016  31.9

#### Legend

 CREMONA