





Change of indicators from the second last to the last value


 Improvement

 No changes

 Deterioration

### CO2 emissions (Tonnes)

What is the amount of equivalent CO2 in tonnes emitted per inhabitant?




2017 | 2019  
5.70 | 6.16

#### Legend

 COSENZA

### Flood risk (%)

What is the percentage of the population exposed to flood risks on the total population?



2018 | 2020  
2.9 | 8.3

#### Legend

 COSENZA